

# Remote learning



**Believe, Strive, Succeed**

*Corinthians 1:12:12 'the body is one and has many members, and all the members of the body, though many, are one body'*

# How to use Google Meets

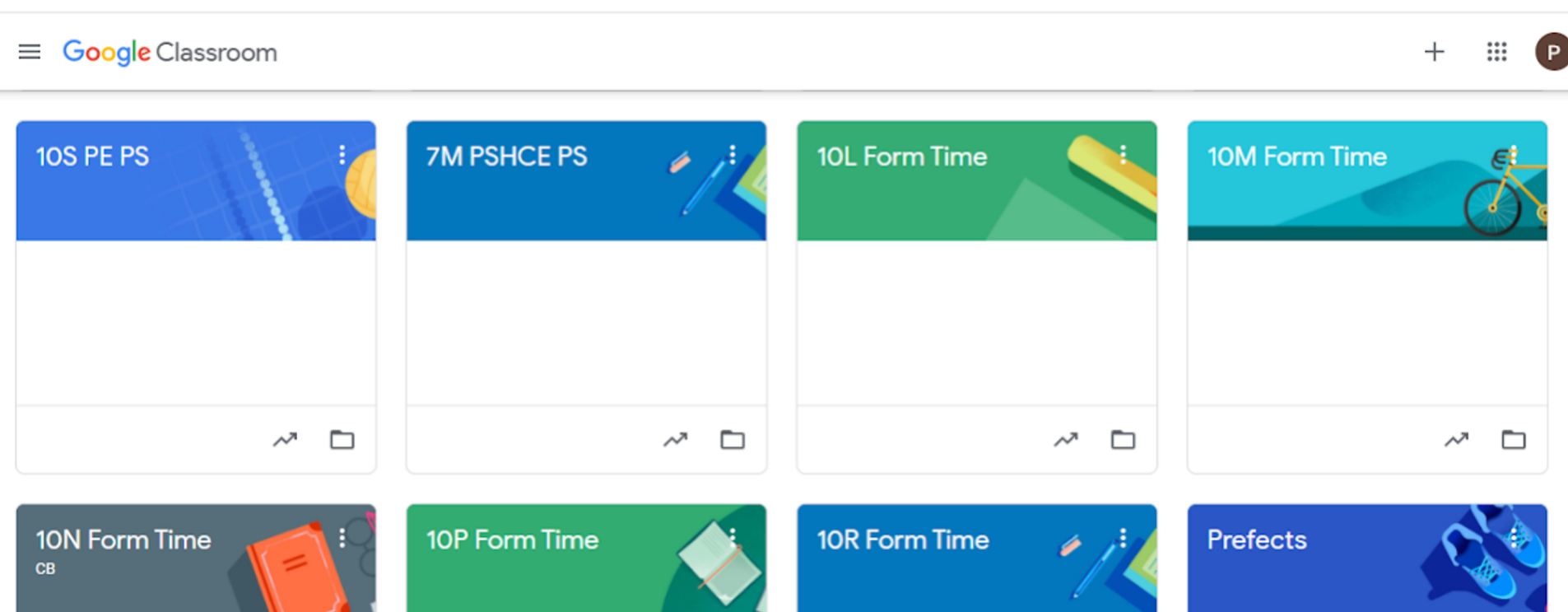


## **Using Google Meet** in Classroom

**Believe, Strive, Succeed**

*Corinthians 1:12:12 'the body is one and has many members, and all the members of the body, though many, are one body'*

Login to Google Classroom and select the class that you are timetabled to have



**Believe, Strive, Succeed**

*Corinthians 1:12:12 'the body is one and has many members, and all the members of the body, though many, are one body'*

On the Classroom page, click on the video link button under the title of the class

11-2  
2020-21

Class code zwiltn [ ]

Meet link <https://meet.google.com/lookup/glhxdtuwma>



The link will not  
always be open.  
Only when you  
have a live stream  
lesson

Select theme  
Upload photo

#### Upcoming

Due Monday  
Rationalising the denomin...  
Past Papers for Revision

[View all](#)



Share something with your class...



Alfred Egembah posted a new assignment: Rationalising the denominator  
2:18 PM



**Believe, Strive, Succeed**


*Corinthians 1:12:12 'the body is one and has many members, and all the members of the body, though many, are one body'*



Before you click 'Join Now' make sure you are ready to enter the classroom and you can be seen in the camera and your microphone is on

Meet

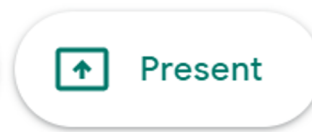
Camera is off



Your controls for the camera and microphone

Join now will take you into the live stream class

No one else is here



Other options

 Join and use a phone for audio

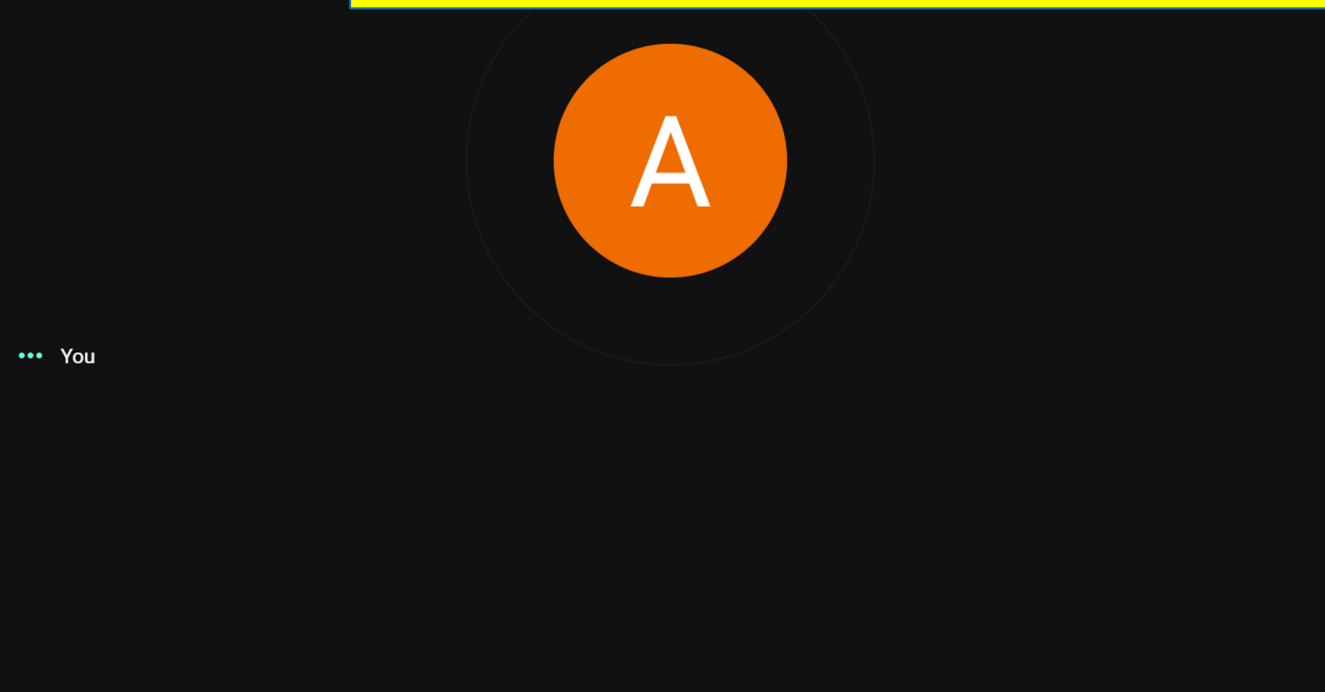
 Cast this meeting

**Believe, Strive, Succeed**

*Corinthians 1:12:12 'the body is one and has many members, and all the members of the body, though many, are one body'*

When in the class, make sure your teacher has registered your attendance and then turn off your camera and mute your microphone

meet.google.co



You

People (1)

Chat



Add people



Host controls

IN CALL



Alfred Egembah (You)



glhxdtuwma



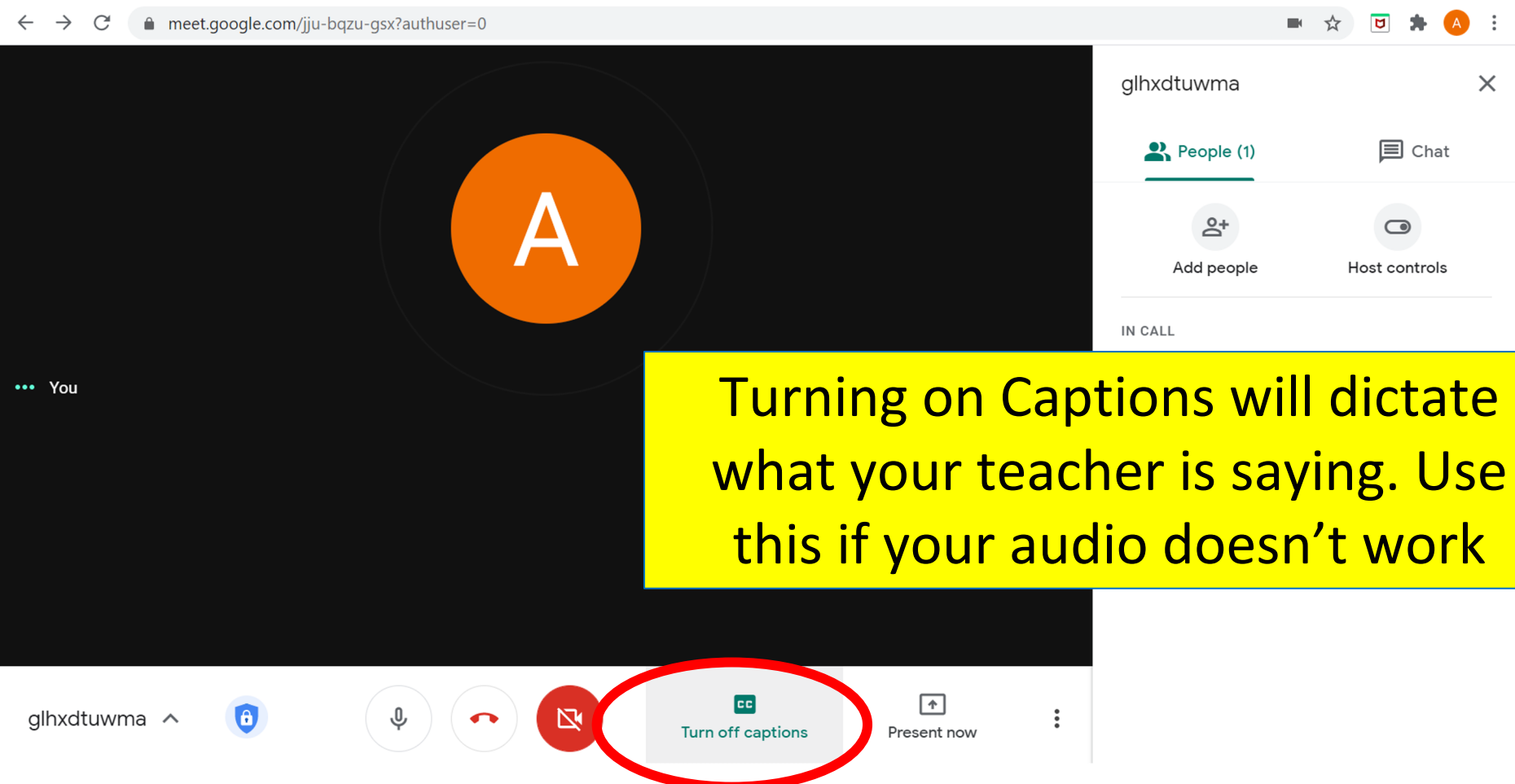
Turn off captions

Present now



**Believe, Strive, Succeed**

*Corinthians 1:12:12 'the body is one and has many members, and all the members of the body, though many, are one body'*



meet.google.com/jju-bqzu-gsx?authuser=0

glhxdtuwma

People (1)

Chat

Add people

Host controls

IN CALL

... You

glhxdtuwma

Turn off captions

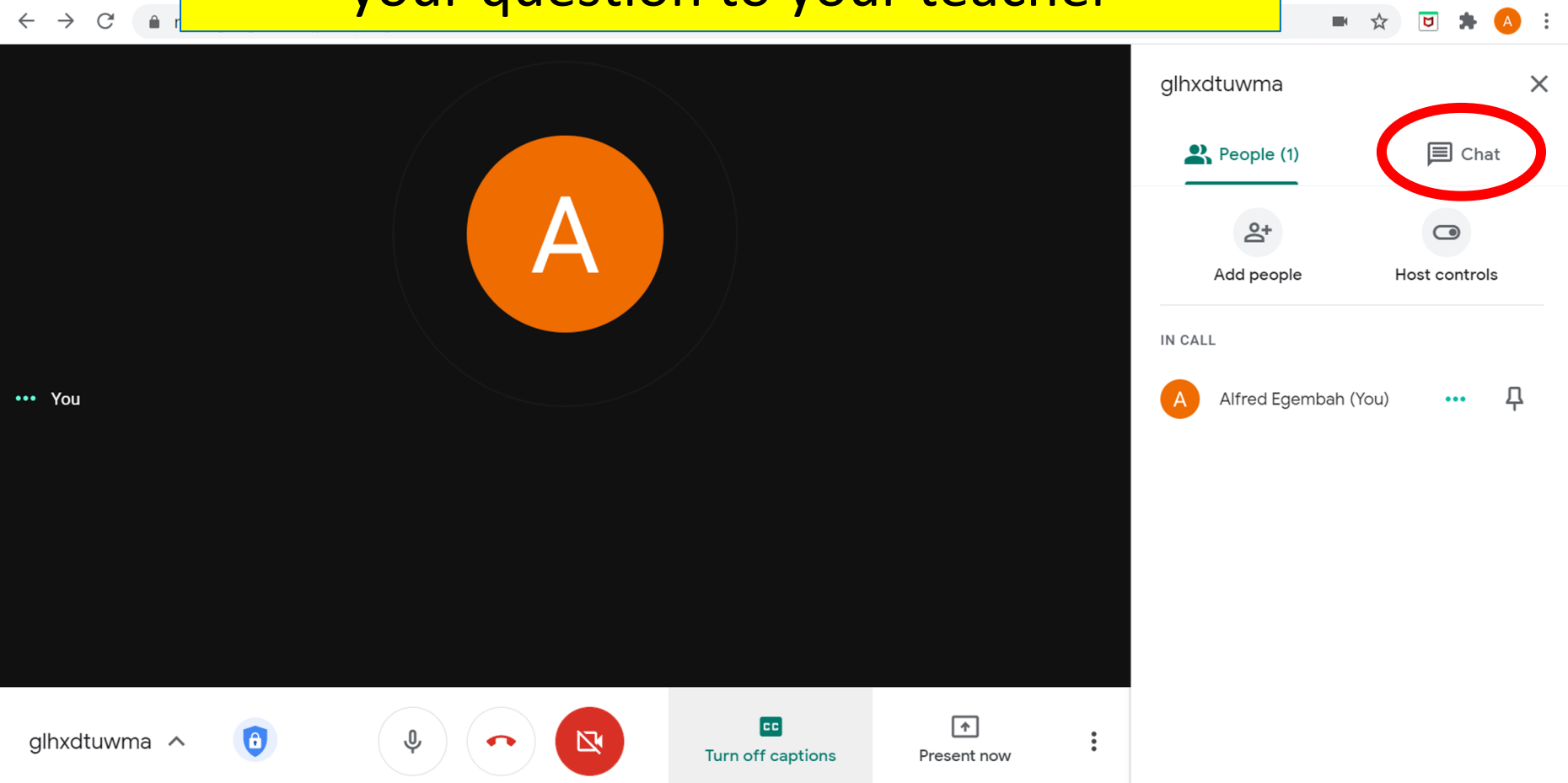
Present now

Turning on Captions will dictate what your teacher is saying. Use this if your audio doesn't work

**Believe, Strive, Succeed**

*Corinthians 1:12:12 'the body is one and has many members, and all the members of the body, though many, are one body'*

If at any point you have a question about the lesson, use the chat feature to type your question to your teacher



The screenshot shows a Google Meet interface. The main video area is black with a large orange circle containing a white letter 'A'. Below the video area, there is a toolbar with icons for microphone, video, chat, captions, and present now. On the right side, there is a sidebar with a search bar, a 'People (1)' section, and a 'Chat' section. The 'Chat' section is highlighted with a red circle. Below the 'Chat' section, there are buttons for 'Add people' and 'Host controls'. At the bottom, there is a list of participants under the heading 'IN CALL', showing 'Alfred Egembah (You)' with a red circle containing a white letter 'A'.

**Believe, Strive, Succeed**

*Corinthians 1:12:12 'the body is one and has many members, and all the members of the body, though many, are one body'*

# YOU NEED TO FOLLOW YOUR NORMAL SCHOOL TIMETABLE

School timetable

Time	Monday	Tuesday	Wednesday	Thursday	Friday	Saturday

**Believe, Strive, Succeed**

*Corinthians 1:12:12 'the body is one and has many members, and all the members of the body, though many, are one body'*

# Preparation

- Make sure you have your book, equipment and anything else you need for the lesson prepared before you start.
- Ensure that and mobile devices are turned off or on silent so they do not disrupt the lesson.
- Think about where you'll be. Aim for a quiet space if you can, with good lighting, neutral background **and nowhere personal (bedrooms)**. Ensure no family members are present or in the back ground
- **Make sure you dress appropriately in something that would be acceptable to wear in school.**
- Be near your router, and put other devices on your wifi into airplane mode, or turn them off, to maximise your internet signal

**Believe, Strive, Succeed**

*Corinthians 1:12:12 'the body is one and has many members, and all the members of the body, though many, are one body'*

# Before the Lesson

- Make sure you login to the google classroom that is linked to the class at the start of your lesson. Click on the link or camera icon
- Make sure once you join the lesson your camera is **turned on** as well as your microphone. Once you have been registered by the teacher turn both of them off.



# During the Live Stream Session

- Check you can hear right at the start, and that your teacher can hear you.
- If you are unsure about anything within the lesson, ask the teacher using the chat feature.
- Remember your behaviour will be monitored as it normally would be in school and rewards and sanctions will be applied as normal
- Lesson will last 50 minutes instead of an hour to allow you to have time between each lesson.

**Believe, Strive, Succeed**

*Corinthians 1:12:12 'the body is one and has many members, and all the members of the body, though many, are one body'*

# At the End of the Live Stream Session

- Submit the work you have done within the lesson to your teacher, use photos if you cannot attached digitally.
- Any homework needs to be submitted by the due date.
- Ensure you log off the class

## Expectations of Stopfordians During a Live Streaming Lesson

- Books and Equipment should be ready for the start of the lesson
- Mobile phones should be off or on silent to avoid distractions
- Cameras and Microphones should stay off for the duration of the life lesson
- Please do not put your camera or microphone on for any reason
- Use the chat feature to alert your teacher of any problems or if you have any questions regarding the lesson
- This lesson will last 50 minutes
- Work is expected to be submitted on google classroom following the end of this lesson
- If you fail to uphold the expectations of his live lesson you will be removed and not allowed to return

**Believe, Strive, Succeed**

*Corinthians 1:12:12 'the body is one and has many members, and all the members of the body, though many, are one body'*